

Weekender




Perfect for endurance competitors, trail riders, and others who want to camp for a short time with their horses. All Legend Weekenders are semi-custom, allowing for specific selection and placement of many available options, and carry a five year frame warranty and ten year pro-rated warranty on plank walls. Legend Weekenders are built with Jamco's patented double-thick interlocking plank walls on the lower half and Legend light-wall interlocking planks on the upper half. Legend Weekenders are shipped from the manufacturer with the dressing room as an empty shell, but already framed for A/C and a floor-mount water tank. Your local dealer will then work with you to have your Legend Weekender completed into a custom mini living quarters. You can expect to be able to fit a small refrigerator, commode shower and sink, sleeping area, and small seating area.

MODEL	HORSES	LOAD TYPE	HITCH	DRESS/LQ	DRESS/LQ LENGTH	WIDTH	HEIGHT	BED LENGTH	OVERALL LENGTH
Weekender I	3 or 4	Slant	Gooseneck	Mini LQ Standard	4'	7'	7'6"	18' or 22'	26' or 30'
Weekender II	3 or 4	Slant	Gooseneck	Mini LQ Standard	6'	7'	7'6"	20' or 24'	28' or 32'

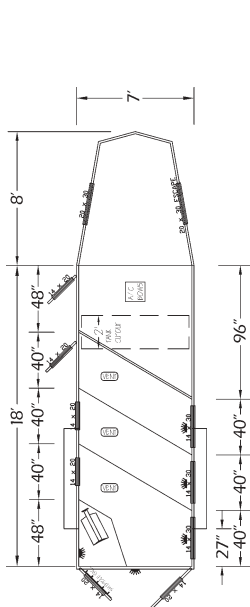





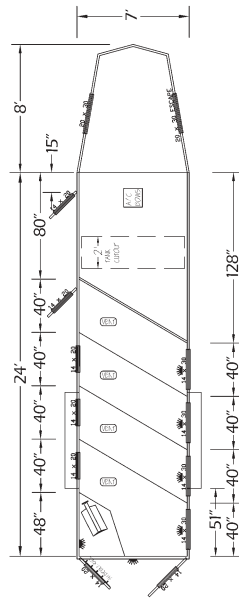
Available on many Jamcos is our unique QuickChange™ post system, which allows for day-to-day changes in the divider configuration, and movement of rear-tack saddle racks. A simple spring-sleeve design is grasped and pulled down, which allows the post to be moved to another pre-drilled location.



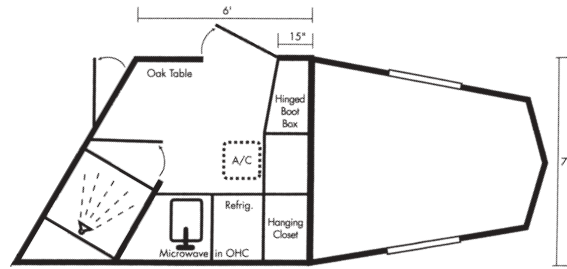
Superior engineering versus rivets and bolts: our walls and floors are constructed with interlocking aluminum planks that are virtually welded with continuous welds for virtually one-piece strength.*



LEGEND WEEKENDER I
Three horse gooseneck
with 4' mini living quarters



LEGEND WEEKENDER II
Four horse gooseneck
with 6' mini living quarters



LEGEND WEEKENDER II
Sample interior



Features

- White baked on enamel finish
- Lower body: patented* tongue-and-groove double-thick interlocking aluminum planks
- Upper body: Legend tongue-and-groove light-wall interlocking aluminum planks
- Interlocking aluminum SuperPlank™ floor with crossmembers every 4.5"
- Flat style roof
- Aerodynamic tapered gooseneck nose design
- Heavy duty Diamond Plate aluminum teardrop fenders
- Fender signal lights
- Dual (Hi/Lo) tail lights
- Electric brakes on all wheels
- Electric breakaway kit
- Heavy duty wiring
- Sealed beam and shock-resistant lighting
- All DOT required lighting and striping
- Rubber floor and wall mats in horse area
- Well lit interiors
- Windows in nose
- One of the 20" x 30" nose windows is of a kick-out style for safety
- Adjustable 2 5/16" cone coupler
- Manual single jack
- Modular wheel design with chrome center caps
- Spare tire, carrier, and cover
- Diamond Plate aluminum running boards
- Tandem Dexter Torflex™ axles: 5,200 lb
- Screen door in addition to the living quarters door
- 60/40 rear doors with 14" x 20" windows and QuickChange™ removable center post
- Drop-down feed door with window and safety grate in front of each stall except first stall
- Window with horse guard behind each stall
- One two-way pop up forced-air vent per stall
- Aluminum slant dividers
- Heavy duty interior tie rings, two at front of each stall
- Heavy duty exterior tie rings, one per horse
- Rear tack saddle rack with QuickChange™ removable post
- Removable bridle rack with five hooks on rear door
- One roadside escape door with window
- Padded chest strap, first horse (at escape door)
- Padded butt strap, last horse
- Slant wall separating horse area from living quarters

Popular Options

- Legend Series or other custom graphics/logo
- Tongue-and-groove flat style roof
- Rear ramp with dual-camlock curtain style upper doors and windows
- Divider pads
- Additional bridle racks
- Extra saddle racks
- Clothes rods
- Brush trays
- Hydraulic jack(s), single or double
- Pass-through door from living quarters to horse area
- Mangers with exterior access door

To contact dealer:

