

Challenger




The all-aluminum Legend Challenger, designed for Standard Bred horses, provides the legendary strength and durability of a Jamco. Built with Jamco's patented double-thick interlocking plank walls on the lower half and Legend light-wall interlocking planks on the upper half, the Legend Challenger offers you and your horses unequalled protection and durability. All Legend Challengers are semi-custom, allowing for specific selection and placement of many options, and carry a five year frame warranty and ten year pro-rated warranty on plank walls.

MODEL	HORSES	LOAD TYPE	HITCH	WIDTH	HEIGHT	BED LENGTH	OVERALL LENGTH
Challenger I	2	Slant	Gooseneck	7'	7'6"	12'	20'
Challenger I	3	Slant	Gooseneck	7'	7'6"	15'	23'
Challenger I	4	Slant	Gooseneck	7'	7'6"	18'	26'

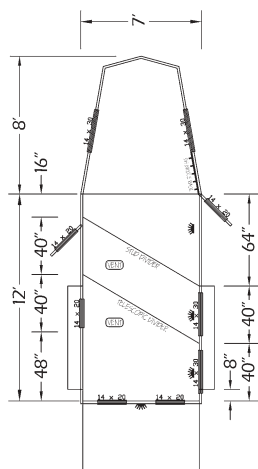





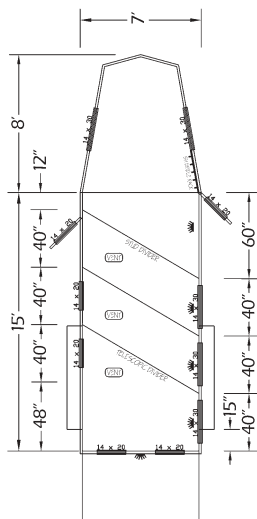
Available on many Jamcos is our unique QuickChange™ post system, which allows for day-to-day changes in the divider configuration, and movement of rear-tack saddle racks. A simple spring-sleeve design is grasped and pulled down, which allows the post to be moved to another pre-drilled location.



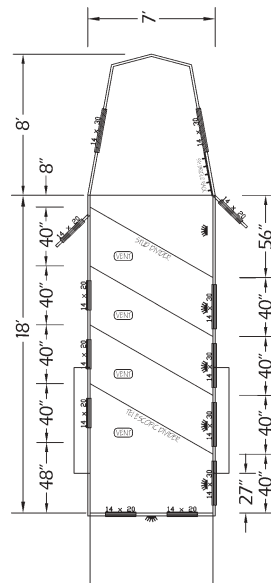
Superior engineering versus rivets and bolts: our walls and floors are constructed with interlocking aluminum planks that are unitized with continuous welds for virtually one-piece strength.*



LEGEND CHALLENGER I
Two horse gooseneck



LEGEND CHALLENGER I
Three horse gooseneck



LEGEND CHALLENGER I
Four horse gooseneck

Features

- White baked on enamel finish
- Lower body: patented* tongue-and-groove double-thick interlocking aluminum planks
- Upper body: Legend tongue-and-groove light-wall interlocking aluminum planks
- Interlocking aluminum SuperPlank™ floor with crossmembers every 4.5"
- Flat style roof
- Aerodynamic tapered gooseneck nose design
- Heavy duty Diamond Plate aluminum teardrop fenders
- Fender signal lights
- Dual (Hi/Lo) tail lights
- Electric brakes on all wheels
- Electric breakaway kit
- Heavy duty wiring
- Sealed beam and shock-resistant lighting
- All DOT required lighting and striping
- Rubber floor and wall mats in horse area
- Well lit interiors
- Windows in nose
- Adjustable 2 5/16" cone coupler

- Manual single jack
- Modular wheel design with chrome center caps
- Spare tire, carrier, and cover
- Tandem Dexter Torflex™ axles: 3,500-5,200 lb
- Rear ramp with curtain-style upper doors and windows
- Drop-down feed door with window and safety grate in front of each stall except first stall
- Window with horse guard behind each stall
- One two-way pop up forced-air vent per stall
- Aluminum slant dividers
- Divider pads
- Last divider telescopic
- Extra slam plate position
- Heavy duty interior tie rings, two at front of each stall
- Heavy duty exterior tie rings, one per horse
- Diamond Plate aluminum running boards
- One roadside escape door with window
- One curbside entrance door with window
- Padded chest strap, first horse (at escape door)
- Five hook bridle rack installed in gooseneck

Popular Options

- Legend Series or other custom graphics/logo
- Tongue-and-groove flat style roof
- 50/50 or 60/40 rear doors
- Additional bridle racks
- Optional rear tack
- Saddle rack with optional QuickChange™ removable post
- Clothes rod
- Brush trays
- Hydraulic jack(s), single or double
- Chrome fold-up step to forward deck
- Mangers with exterior access door

To contact dealer:

