

Cargo




When you want to transport your valuable shipment in a strong, dependable, and efficient trailer, look no further than a fully customizable Jamco cargo trailer. Designed with the foresight and attention that our company has been recognized with for over 30 years, you will rest easy upon arriving at your destination knowing that your precious cargo will emerge safe and sound. Built with our unique tongue-and-groove double-thick aluminum interlocking plank walls and seamless, single-piece aluminum roof, Jamco trailers offer you and your cargo unequalled protection and durability. All Jamco Classic cargo trailers carry a seven year frame warranty and twenty year pro-rated warranty on plank walls.

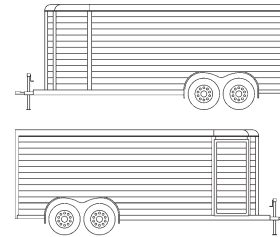
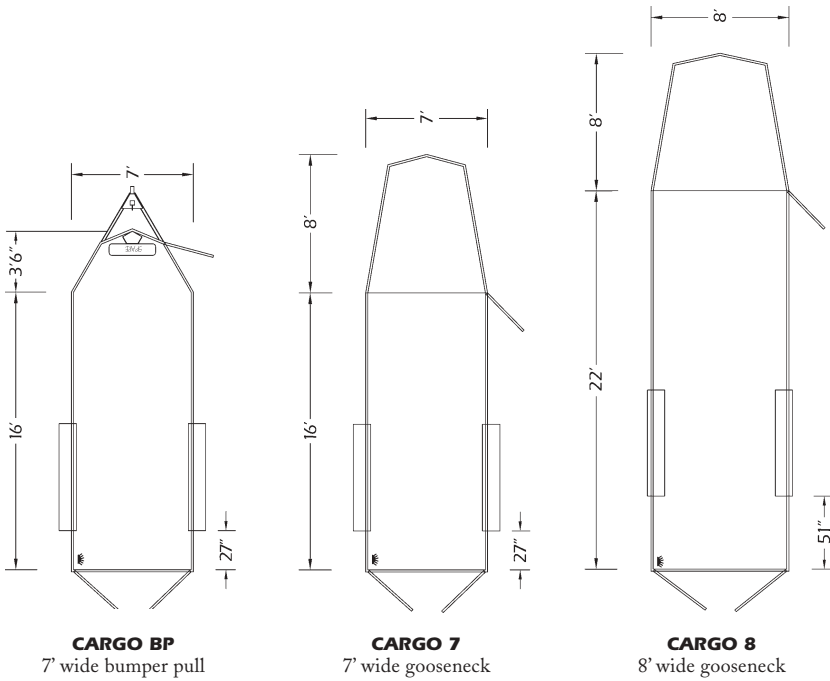

MODEL	HITCH	WIDTH	HEIGHT	BED LENGTH	OVERALL LENGTH
Cargo BP	Bumper	7' or 8'	7'	16'	19'
Cargo 7	Gooseneck	7'	7'	16' - 30'	24' - 38'
Cargo 8	Gooseneck	8'	7'	16' - 30'	24' - 38'

Jamco
TRAILERS

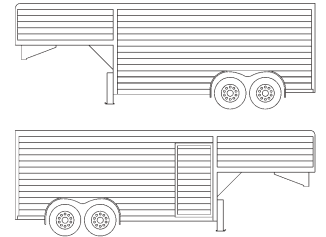
www.jamcotrailers.com



Superior engineering versus rivets and bolts: our walls and floors are constructed with interlocking aluminum planks that are unitized with continuous welds for virtually one-piece strength.*



CARGO BP
Bumper pull side view



CARGO
Gooseneck side view



Features

- White baked on enamel finish
- Patented* tongue-and-groove double-thick interlocking aluminum plank walls
- Interlocking aluminum SuperPlank™ floor with crossmembers every 4.5"
- Seamless, single-piece aluminum roof
- Aerodynamic nose design
- Heavy duty Diamond Plate aluminum teardrop fenders
- Fender signal lights
- Dual (Hi/Lo) tail lights
- Electric brakes on all wheels
- Electric breakaway kit
- Heavy duty wiring
- Sealed beam and shock-resistant lighting
- All DOT required lighting and striping
- 2 5/16" hitch coupler
- Single speed jack
- Modular wheel design
- Spare tire and carrier
- Spare tire cover (goosenecks)
- Tandem Dexter Torflex™ axles: 5,200 - 8,000 lb
- Escape door curbside
- 50/50 rear doors (2 steel camlocks)
- Heavy duty hinges on rear doors
- Interior spot light mounted at rear corner

Popular Options

- Logo or other custom graphics
- Extra width and height
- Additional doors on side
- Windows in side
- Interior tie-downs
- Additional interior lights
- Rear full height loading ramp
- Side ramps
- Hydraulic brakes
- Various tire and axle sizes available
- Single, tandem, and tri-axle configurations

To contact dealer:

